

Highlights:

- Elegant design to blend in with any environment
- Compatible with EU (80x80 mm) installation materials
- Signal transmission over twisted pair (CAT5E) or better cabling
- Signal transmission insensitive for interference and noise

Product information:


The WP225 is a remote wall mixer that can be used in combination with various AUDAC hardware (ARES5A, MTX series, AMP523 and more). It converts the signal coming from a stereo line-level audio source (such as a tuner, mobile devices, ...) or balanced microphone to the level corresponding to the differential signal input making it possible to transfer high-quality audio over long distances between the wall panel and the loudspeaker, by just using inexpensive twisted-pair CAT5e or better cabling. On the front side of the wall panel, there is a 3.5 mm jack stereo line input connection available together with a balanced XLR microphone input, both provided with their own knob which allows the signals to be mixed together.

It also features a Bluetooth receiver and pair button with a handy LED indicator to check if its in pairing mode or already connected to a device. Bluetooth pair name can be customized as desired. The Bluetooth receiver works with iPhones, iPads, iOS & Android smartphones, tablets, PC, Laptops, Desktops, etc...

The WP225 is available in 2 colours (White - RAL9003 & Black - RAL9005) and is compatible with most standard EU (80x80 mm) style in-wall boxes for solid and hollow walls. With the Elegant ABS front panel with glass, it will blend into any environment.

Applications:

- Education
- Retail
- Bars & Restaurants
- Corporate



System specifications:

Outputs	Level	+12 dB	
		0 dB	
Inputs	Wall Panel	Type	3.5 mm jack stereo line input connection
			XLR microphone input connection
			Mic & Line inputs on rear for permanent connections
			Bluetooth receiver (Version 5.0)
Control			Individual input level control for Mic & Line
			Bluetooth pairing button with LED
			Phantom power (DIP switch on rear)
			Low-cut (Mic) enable / disable (DIP switch on rear)
			Output level +12 dBV enable / disable (DIP switch on rear)
			Bluetooth enable / disable (DIP switch on rear)
			Mono / Stereo (DIP switch on rear)
Connection			3.5 mm jack input (Stereo line input)
			Female XLR input connector (Microphone input)
			6-pin terminal block (3.81 mm pitch) input connection on rear (duplicated line & mic inputs)
			8-pin terminal block (3.81 mm pitch) output connection

Product Features:

Dimensions			80 x 80 mm (W x H) (Remote wall panel)
Colours			Black (RAL9005) (WP225/B)
			White (RAL9003) (WP225/W)
Front finish			Elegant ABS front panel with glass
Accessories	Optional	Surface mount Installation boxes	WB200 - Surface mount wall box for WP & NWP series
		Flush mount Installation boxes	Flush mount box for 45 x 45 mm wall panel - Solid wall - WB45SI/FS
			Flush mount box for 45 x 45 mm wall panel - Hollow wall - WB45S/FG

Standards & regulations:

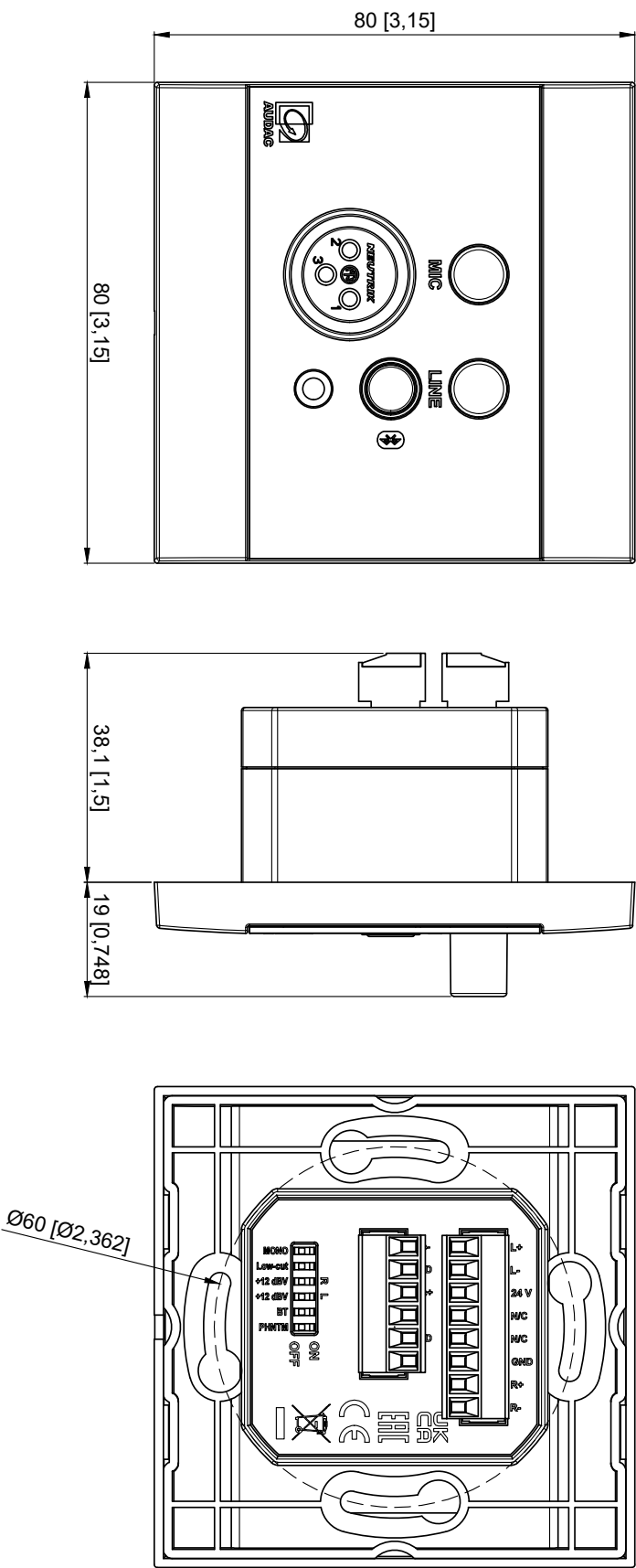
CE	LVD	Compliant to EN 62368
	EMC	Compliant to EN 55032, EN55024, EN 61000-3-2/3
CB		Compliant to IEC 62368
FCC		Part 15C
cTUVus		Compliant to IEC 62368+UL62368
RoHS		Compliant
Reach compliant		Compliant

Variants:

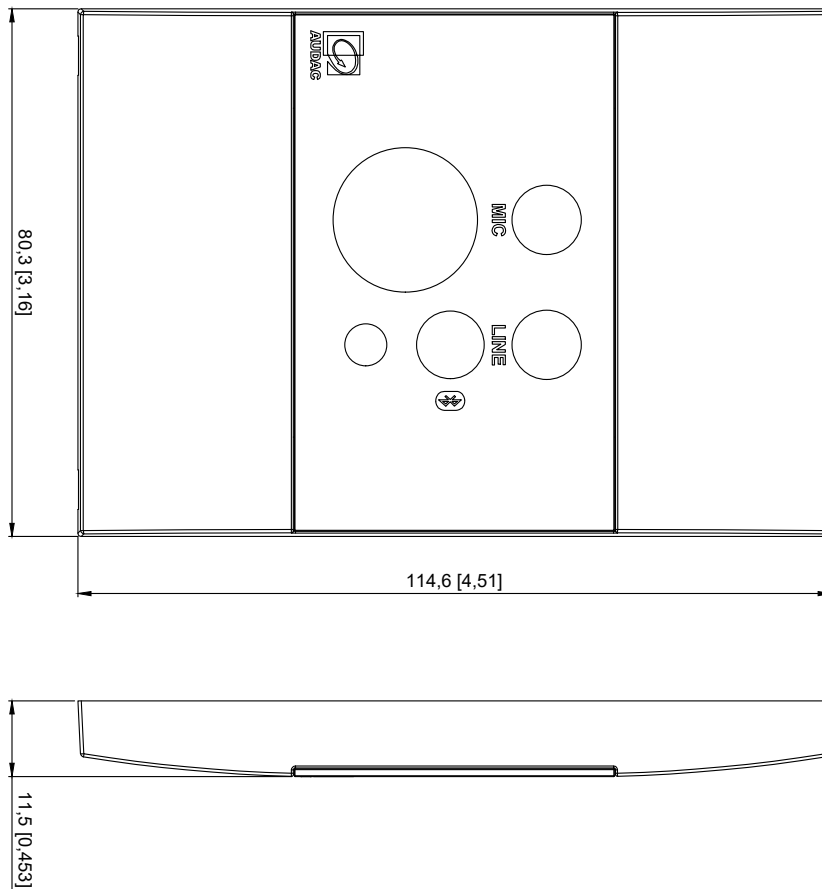
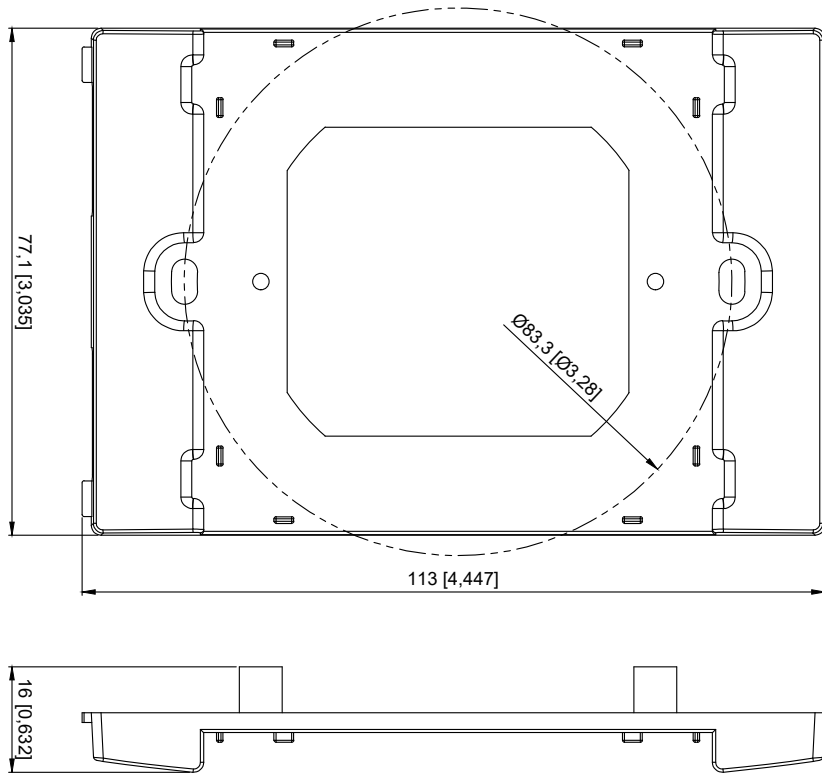
- WP225/B - Black version
- WP225/W - White version


Architects' and Engineers' Specifications:

The remote wall mixer shall be used to convert signals coming from a stereo line-level audio source (such as a tuner, mobile devices, ...) or balanced microphone to the level corresponding to the differential signal input. The input level of the Mic or Line signals shall be individually controllable. These buttons shall enable signals to be mixed. An XLR connector shall be provided as a microphone input and a 3.5 mm stereo jack connector as a line input. A 6-pin terminal block shall be provided at the back of the device for a permanent input connection. In addition, there must be the possibility to connect via Bluetooth. The connection shall be possible thanks to a pairing button on the front of the device. This must be accompanied by a status indicator LED. The wiring between the wall panel and various AUDAC hardware shall be done by using standard CAT5e or better cabling which transfers the audio signal to the analogue AUDAC hardware while providing the power supply for the wall panel. The connection shall be made through an 8-pin Terminal Block Connector provided on the backside of the wall panel. The back of the device must contain 6 DIP switches. These DIP switches must enable or disable the following functions: Mono-mode, low-cut, 0dB to 12dB switchable (left or right), Bluetooth, and Phantom power. The wall panel housing shall be constructed out of ABS with a front panel of glass. The device must have a built-in depth of 52,7mm and must be compatible with most standard EU (80x80 mm) style flush-mount wall boxes for solid and hollow walls. Its weight shall not exceed 0.072 kg.



WP225		Product description
MM [INCH]	Weight	REMOTE WALL PANEL INPUT – MIC + LINE + BLUETOOTH - 80x80 MM
TBA	TBA	
Outer dimensions (w x h x d)		Unit height
80 x 80 x 57,1 mm 3,15 x 3,15 x 2,248 "		N/A



		CFW225US		Product description WP225 FRONT PANEL AND ADAPTER FRAME KIT – 1-GANG US	
MM	Scale	Outer dimensions		Unit height	Weight
[INCH]	1 : 1	(w x h x d) 80,3 x 114,6 x 11,5 mm 3,16 x 4,51 x 0,453 "		N/A	0,07 kg 0,154 lbs